

BENITA BLUE | CHARTER YACHT BROCHURE





SALOON



SALOON



DINING



EXTRA SALOON WITH OFFICE SPACE



ACCESS TO LOWER DECK



MASTER CABIN



MASTER CABIN CONVERTIBLE INTO 2 DOUBLE CABIN



MASTER CABIN EN SUITE



EN SUITE DETAILS



TWIN CABIN WITH PULLMAN



TWIN CABIN EN SUITE



AFT DECK



AFT DECK



FLYBRIDGE WITH JACUZZI



ENJOY!



FLYBRIDGE DINING



FORWARD SUNPADS



SWIM PLATFORM



DISCOVER THE BALEARICS WITH BENITA BLUE



BENITA BLUE AT NIGHT



UNIQUE METALLIC BLUE HULL & SPEED OF 25 KNOTS

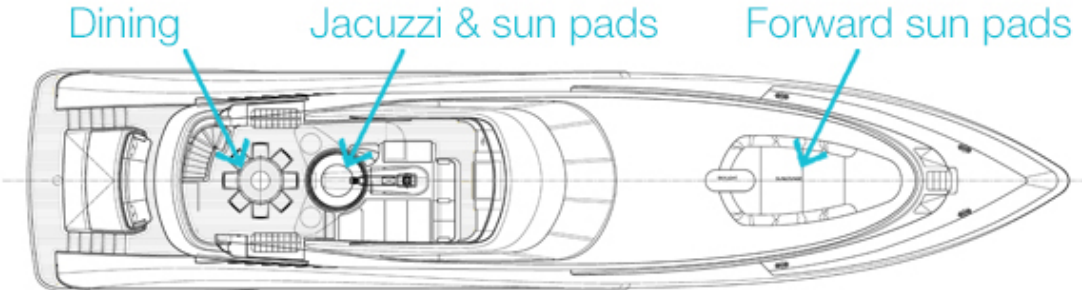


BENITA BLUE

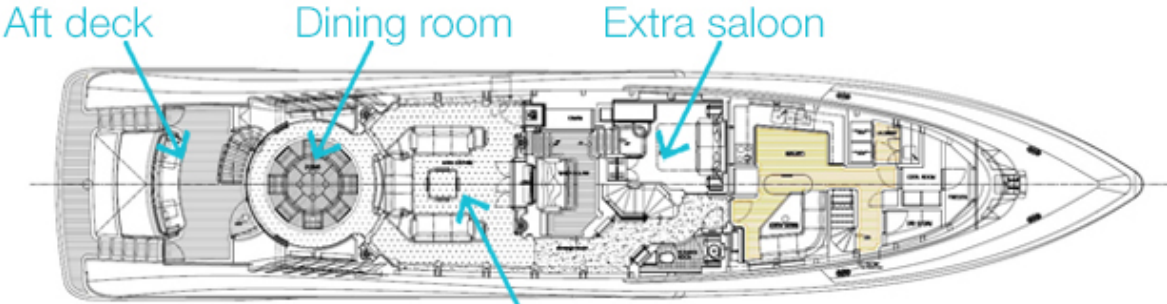


DECK PLANS

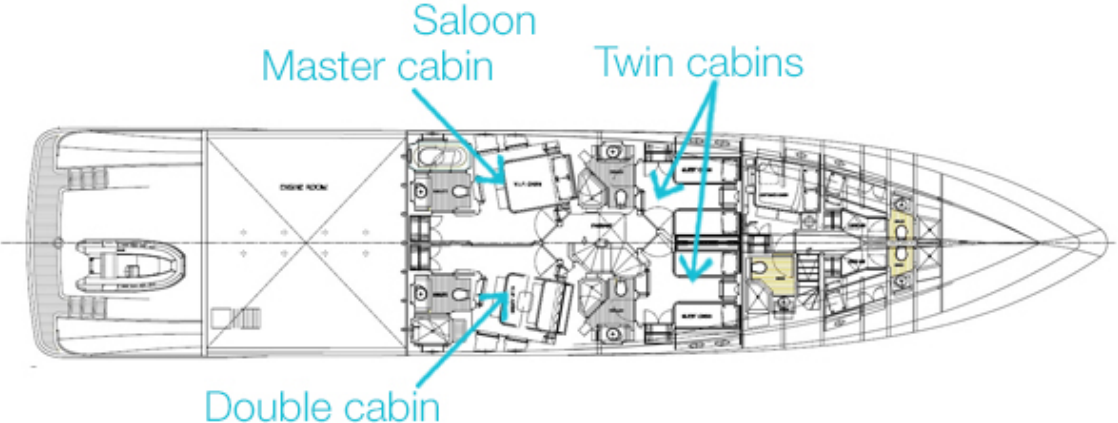
Flybridge



Main deck



Lower deck



YACHT SPECIFICATION

LENGTH

33.7m (110.7ft)

BUILD

2005 (refit 2007), Evolution Yachts, Australia

INTERIOR DESIGNER

Sam Sorgiovanni

CRUISING SPEED/FUEL CONSUMPTION

22 knots / 550 litres/hr

CREW

Captain +4

GUESTS & ACCOMMODATION

8/10 (2 double, 2 twin, 2 additional berths)

Lower deck: master double cabin with private saloon and his and hers bathrooms en suite (can be converted into 2 x double cabins each with bathroom en suite), 2 x twin cabins each with pullman and shower room en suite.

WATERSPORTS & RECREATION

3.8m Williams turbojet tender 98hp engine (5 man)

Kayak

Waterskis, wakeboard & tows

2 x stand up paddle boards

2 x SeaBobs F5

Snorkeling gear

COMMUNICATIONS & ENTERTAINMENT

Comprehensive audio-visual systems

Apple TV

SKY TV

SPECIAL FEATURES

Flexible accommodation - master cabin dividable into 2 x double cabins, convertible study on main deck

Excellent flybridge with jacuzzi

Unique metallic blue hull

Top speed of 25 knots

All particulars are believed correct but cannot be guaranteed.